

# OSTEOTEC

# ChiroKlip®

Preventing 'Needle Stick' Injuries for Patients and Staff.



The ChiroKlip is a powerful self-fixing disposable device developed in the UK that solves the perennial problem of protecting the protruding ends of K-wires.

The butterfly shaped clip is simple to use and protects the exposed end of the K-wire without using old fashioned and inefficient corks or strapping, or complicated instrumentation.

The single use ChiroKlip also helps in the removal of wires by allowing an excellent purchase on the wire.

ChiroKlip has been proven in clinical trials and is widely used within UK hospitals.

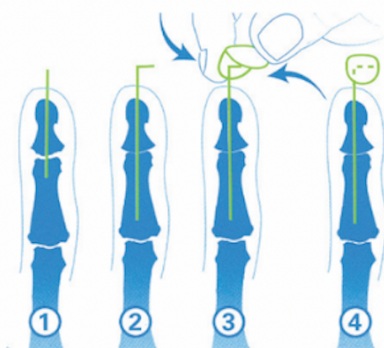
Available in easy to use boxes of 25 packs, with each pack containing 2 gamma sterilised ChiroKlips.



Sterile packed!



k-wire sizes  
0.5mm to 4.00mm



# OSTEOTEC

OST-CKLPMKT-FLY-0721 Rev 1.0


Osteotec Ltd  
Building 81, Greenham Business  
Park, Newbury, Berkshire  
RG19 6HW, UK

Sales and Order Enquiries:  
Call: +44 (0) 1202 487885  
Email: [sales@osteotec.co.uk](mailto:sales@osteotec.co.uk)  
Website: [osteotec.co.uk](http://osteotec.co.uk)

# HOW TO USE CHIROKLIP

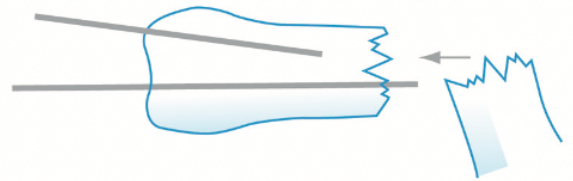
1

Fracture not reduced.



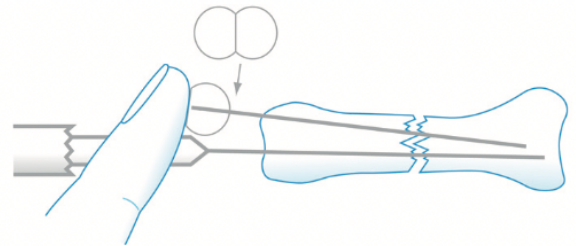
2

Fracture reduced. K-wires introduced, position visually checked.



3

K-wires passed across fracture site. Sharp end of first wire covered with ChiroKlip, sticky surface still covered with backing paper, to avoid 'sharps' injury.



If first wire needs readjusting the wire is still straight and can be drilled again by simply removing temporary ChiroKlip cover.

4

K-wires satisfactory on x-rays, wires bent, backing paper removed and ChiroKlip rigidly stuck onto wire.

