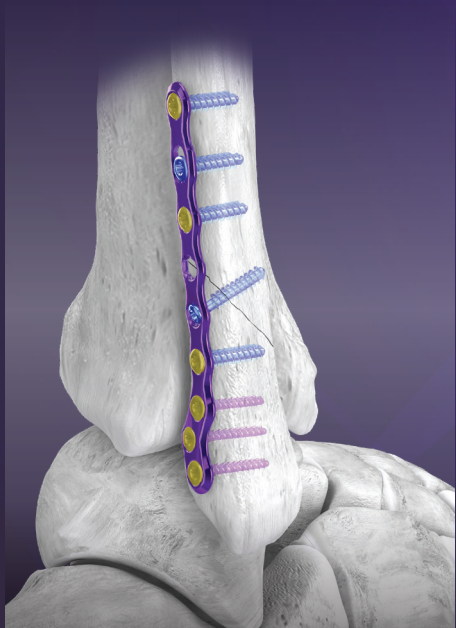
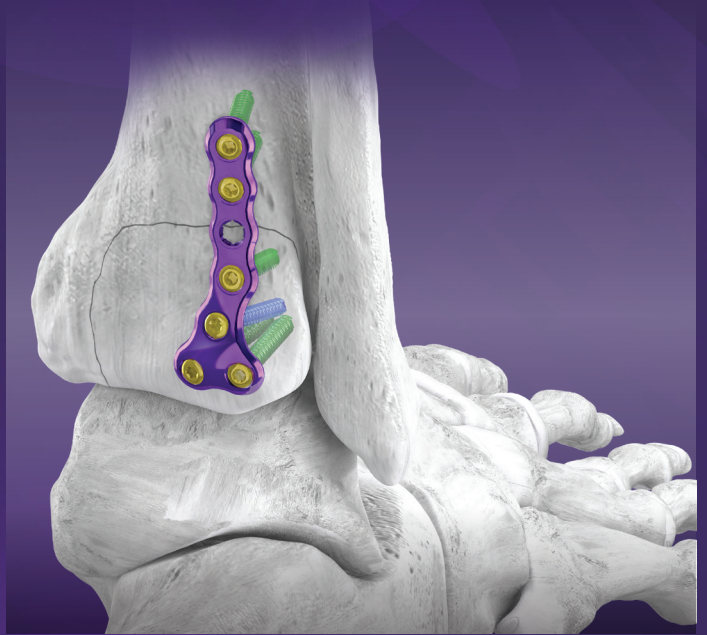


GORILLA® ANKLE FRACTURE 360™



GORILLA[®] ANKLE FRACTURE 360 SYSTEM

Plate Features

Comprehensive 78 plate offering which includes fibular, hook, posterior and pilon plates

Multiple plates provide holes that have a built-in recess for placement of a syndesmotic device or to allow a screw that is off-axis to have reduced screw head prominence

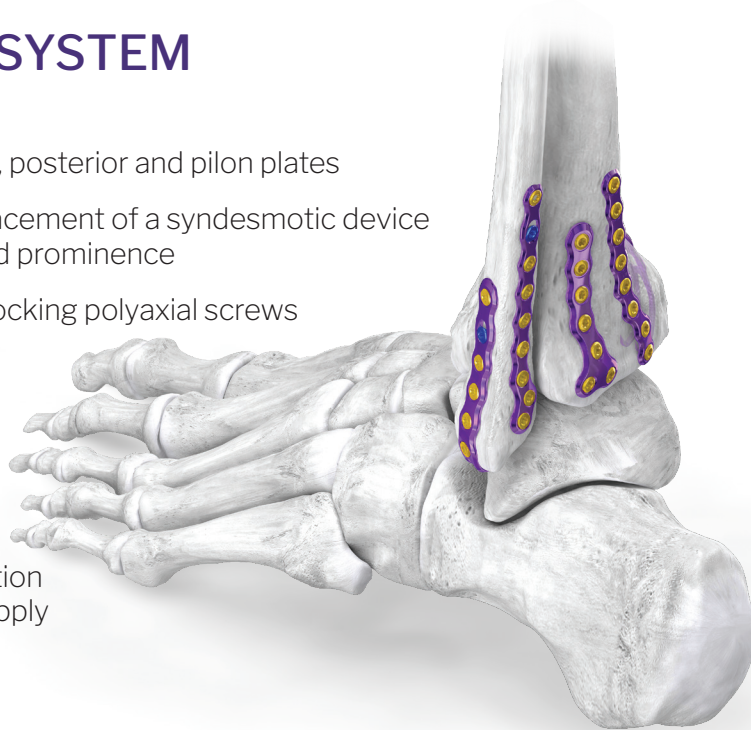
All holes accept 2.7 mm, 3.5 mm or 4.2 mm locking and non-locking polyaxial screws

All plates are low profile

- Straight, Anatomic, Hook, and Posterior: thickness of 1.5 mm or less
- Pilon: thickness of 1.8 mm

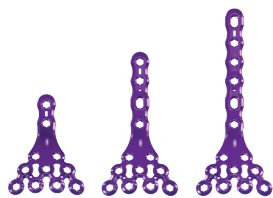
All plates have tapered proximal and distal tips to assist in percutaneous insertion

All plates have chamfered edges to minimize soft tissue irritation and a scalloped under surface designed to preserve blood supply to the periosteum




Plates


Anterior Distal Tibia Plate




Posteromedial Tibia Plate




Anatomic Fibular Plates



Medial Distal Tibia Plate



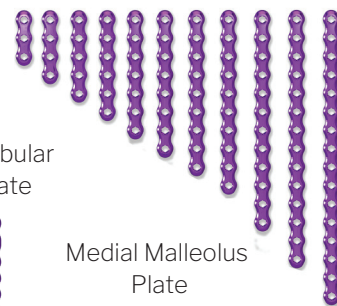
Posterior Fibular Plate



Trimalleolar Tibia Plate



Straight Fibular Plates



Medial Malleolus Hook Plate



Anatomic Fibular Hook Plate



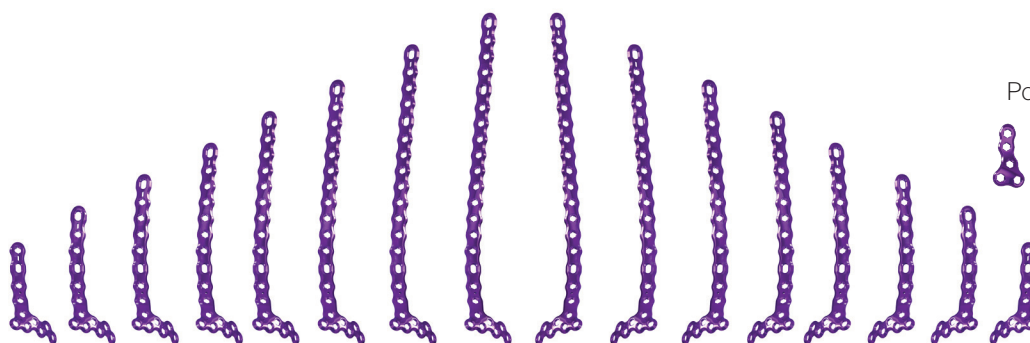
Straight Fibular Hook Plate



Medial Malleolus Plate

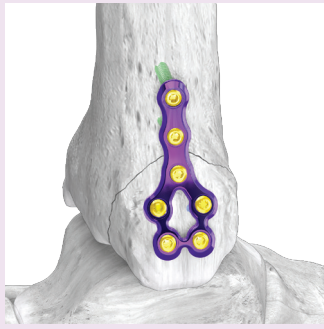


Anterolateral Distal Tibia Plate



Posterolateral Tibia Plate





MEDIAL MALLEOLUS PLATE

- Plate designed to address vertical shear fractures and medial malleolar osteotomy fixation


Available in a 7 hole plate



STRAIGHT FIBULAR PLATE

- Plate optionality and malleability (CP4 Titanium) provides a plating solution for a variety of fracture types and patterns
- Ideal for spiral or oblique fracture patterns where the plate will contour to the bone and maintain reduction


Available in 3-10 hole, 12 hole, 14 hole and 16 hole plates



ANATOMIC FIBULAR PLATE

- Distal screw cluster allows for multiple fixation points in the lateral malleolus

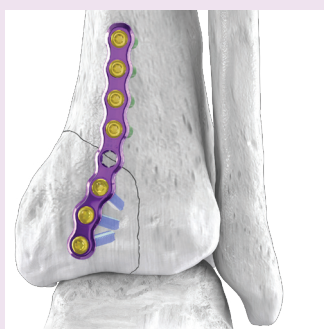
Available in 7 hole, 9 hole, 11 hole, 13 hole, 15 hole, and 17 hole right and left side specific plates



POSTERIOR FIBULAR PLATE

- Plate optionality provides incision and fracture based configurations for the posterior, posterolateral and lateral fibula


Available in 7 hole, 9 hole and 11 hole alpha and beta plates

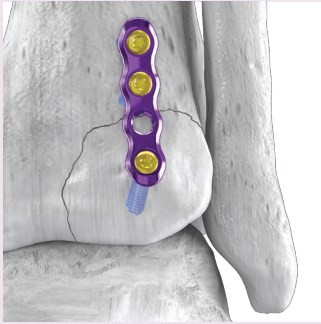


POSTEROMEDIAL TIBIA PLATE

- Contoured to the posteromedial tibia to treat posterior pilon variant fractures

Available in 6 hole and 8 hole right and left side specific plates

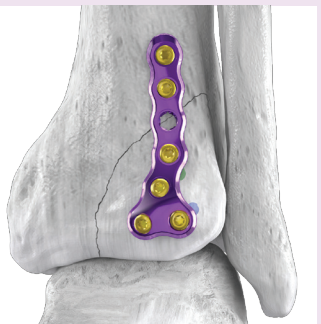
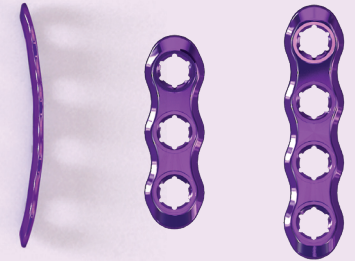




TRIMALLEOLAR TIBIA PLATE

- Slight concavity allows for plate placement posteriorly on the tibia with little to no bending
- Plate helps guard against superior translation of the posterior tibia fracture fragment in trimalleolar fractures

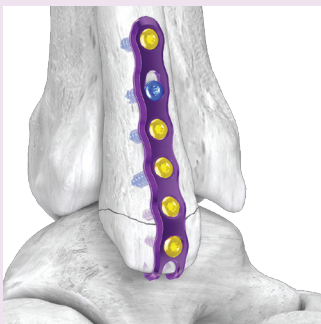
Available in 3 hole and 4 hole plates



POSTEROLATERAL TIBIA PLATE

- Contoured to the posterolateral tibia to treat posterior pilon variant fractures or large trimalleolar posterior tibia fragments
- Two most distal screw holes are angled superiorly to avoid the dome of the tibial plafond

Available in 5 hole, 6 hole, 7 hole and 8 hole right and left side specific plates



STRAIGHT FIBULAR HOOK PLATE

- Hooks are designed to support a comminuted lateral malleolus or avulsion fragment

Available in 5 hole and 6 hole plates



ANATOMIC FIBULAR HOOK PLATE

- Distal screw cluster allows for crossing screw placement through hooks to provide support and additional fixation to distal fragment

Available in 5 hole and 6 hole right and left side specific plates



MEDIAL MALLEOLUS HOOK PLATE

- Intended for fixation of comminuted or small fractures of the medial malleolus that may not be conducive to lag screw fixation

Available in 2 hole and 4 hole plates

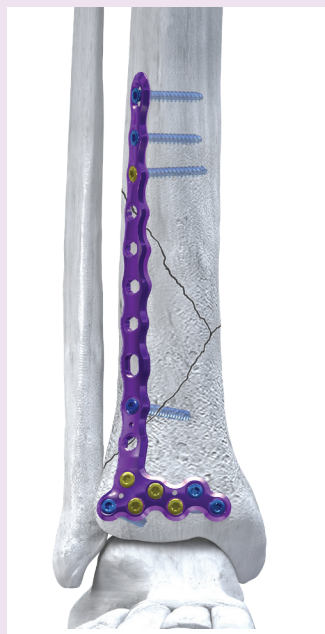





ANTERIOR DISTAL TIBIA PLATE

- Contoured to the distal anterior tibia with increased thickness just above the distal cluster and thinning distally and proximally to limit soft tissue irritation


Available in 11, 13 and 15 hole plates



ANTEROLATERAL DISTAL TIBIA PLATE

- Contoured to the distal lateral anterior tibia with increased thickness just above the cluster and along the shaft of the tibia for increased strength and stability and tapering proximally to limit soft tissue irritation
- Proximal portion of plate is curved to capture the anterior surface of the tibia and designed to allow for restoration of length and tibial axis
- Seven hole distal cluster maximizes capture of distal fragments


Available in 11, 13, 15, 17, 19, 21, 23, and 25 hole right and left specific plates











MEDIAL DISTAL TIBIA PLATE

- Contoured to the distal medial tibia with increased thickness just above the distal cluster and thinning distally and proximally to limit soft tissue irritation
- Seven hole distal cluster maximizes capture of distal fragments

Available in 11, 13, 15, 17, 19, 21, and 23 hole plates



SCREW OFFERING CHART

	Ø2.7 MM R3CON SCREWS	Ø3.5 MM R3CON SCREWS	Ø4.2 MM R3CON SCREWS	Ø3.5 MM COMPACT SCREWS		Ø4.0 MM MINI-MONSTER CANNULATED SCREWS
LOCKING:					HEADED, LONG THREAD:	
NON-LOCKING:						
SCREW LENGTHS:	8 mm - 20 mm in 1 mm increments 20 - 54 mm in 2 mm increments	8 mm - 60 mm in 2 mm increments 60 - 70 mm in 5 mm increments 70 - 100 mm in 10 mm increments (Non-locking ONLY)	8 mm - 60 mm in 2 mm increments 60 mm - 70 mm in 5 mm increments	10 mm - 40 mm in 2 mm increments	SCREW LENGTHS:	24 mm - 50 mm in 2 mm increments 50 - 60 mm in 5 mm increments

FEATURED SYSTEM INSTRUMENTATION

Medial Malleolus K-wire Guide



1.6 x 10 cm Long Olive Wire



1.6 x 8 cm Long Olive Wire




Hook Plate Single Tamp



Hook Plate Double Tamp



Hook Plate Screw Drill Guide



Threaded Bending Bar



Plate Positioning Tower



Plate Positioning Tower, Long



Locking Drill Guide



Compression Slot Drill Guide



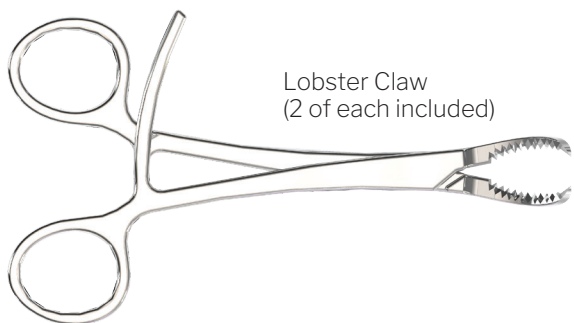
Centering Drill Guide



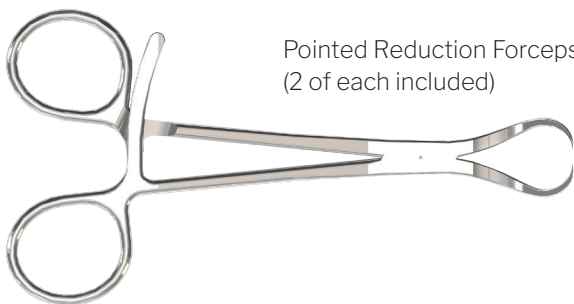
Screw Holding Sleeve




FRACTURE REDUCTION INSTRUMENTATION



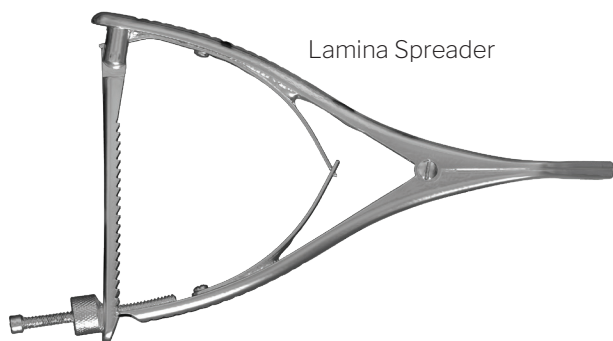
Lobster Claw
(2 of each included)



Pointed Reduction Forceps
(2 of each included)



Webber Spin Down Clamp



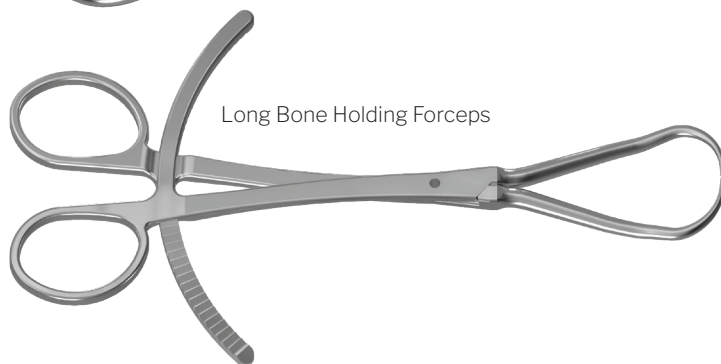
Lamina Spreader



Large Lobster Claw Clamp



Malleolar Reduction Clamp



Long Bone Holding Forceps



Tenaculum Clamp
* Available upon request

JOINT PREPARATION INSTRUMENTATION

Ribbon Retractors (2 of each included)



Hohmann Retractors (2 of each included)



Langenbeck Elevator



Periosteal Elevator



GORILLA[®] CADDY CONFIGURATIONS

GORILLA[®] ANKLE FRACTURE CADDY

The Gorilla[®] Ankle Fracture Plate Caddy contains the right and left Anatomic Fibular, Straight Fibular and the Medial Malleolus plate options. The K-wire guide, threaded plate positioning towers, olive wires and additional 3.5 mm R3CON locking and non-locking screws are also included in this caddy.


GORILLA[®] POSTERIOR AND HOOK PLATE CADDY

The Gorilla[®] Posterior and Hook Plate Caddy contains the right and left Anatomic Fibular, Straight Fibular and Medial Malleolus hook plates. Posterior Fibula, right and left Posterolateral Tibia, right and left. Posteromedial Tibia and Trimalleolar Fracture plate options are located in this caddy. Single and double hook tamps, the hook plate screw drill guide, a bone hook, 1.6 mm x 8 cm olive wires and 1.6 mm x 10 cm olive wires are contained in this caddy.

GORILLA[®] DISTAL TIBIA PLATE CADDY

The Gorilla[®] Distal Tibia Plate Caddy contains the Anterior Distal Tibia, right and left Anterolateral Distal Tibia and the Medial Distal Tibia plate options.

NOTE: The 16 Hole Medial Distal Tibia plate and the right and left 16 hole and 18 hole Anterolateral Distal Tibia plates are special order.



AFPS-01 RevF

™ Trademarks and ® Registered Trademarks of Paragon 28, Inc.
© Copyright 2021 Paragon 28, Inc. All rights reserved.
Patents: www.paragon28.com/patents

Paragon 28, Inc. 
14445 Grasslands Dr.
Englewood, CO 80112
(855) 786-2828

Paragon 28 Medical Devices Trading Limited
First Floor Block 7 Beckett Way
Park West Business Park
Dublin 12
D12 X884
Ireland
+353 (0) 1588 0350



For additional information on Paragon 28[®]
and its products please visit
www.paragon28.com

For the contraindications, potential complications
and adverse reactions, warnings and precautions
associated with this device, please refer to
the device specific instructions for use at
<http://www.paragon28.com/ifus>

